

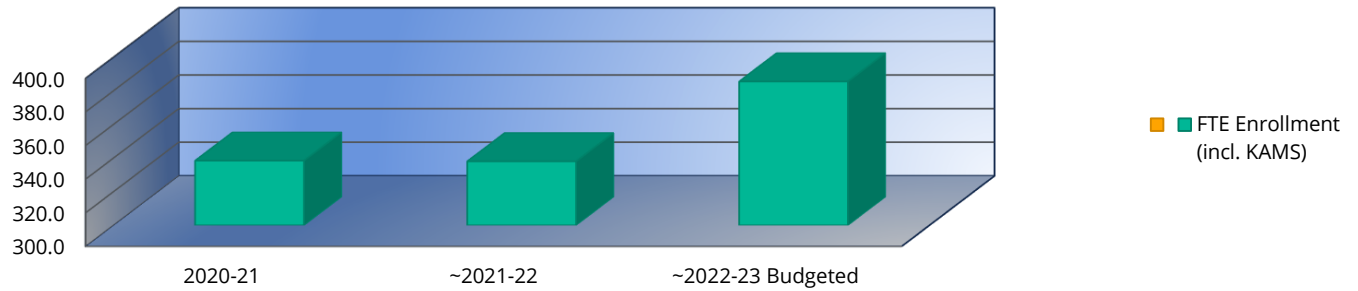
Financial Accountability Report

USD #: D0270
 USD Name: Plainville
 County Name: Rooks
 School Year: 2023



Full Time Equivalency (FTE) Enrollment*

	2020-21	~2021-22	~2022-23 Budgeted
FTE Enrollment (incl. KAMS)	338.4	338.0	385.5
Virtual FTE Enrollment	0.0	0.0	0.0
Total FTE Enrollment	338.4	338.0	385.5



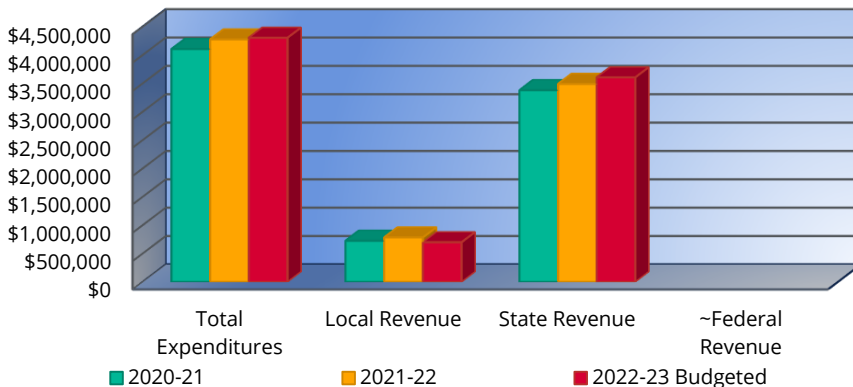
* Includes 2/20 count.

~ Beginning in 2021-22, funding was provided for Preschool-Aged At-Risk (3-years old). Therefore, for 2020-21 and prior, enrollment excluded Preschool-Aged At-Risk (3-years old) and only included Preschool-Aged At-Risk (4-years old).

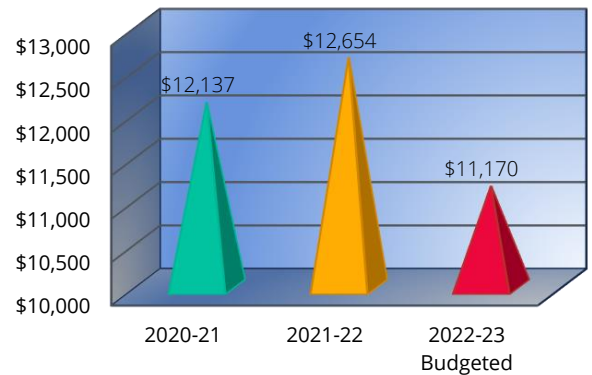
General & Supplemental General (06 & 08)

	2020-21	2021-22	2022-23 Budgeted
*Total Expenditures	\$4,107,323	\$4,277,006	\$4,305,850
Total Expenditures per Pupil	\$12,137	\$12,654	\$11,170
Local Revenue	\$725,953	\$785,060	\$699,256
State Revenue	\$3,381,370	\$3,491,946	\$3,606,594
~Federal Revenue	\$0	\$0	N/A

Total Expenditures



Total Expenditures per Pupil



* Total Expenditures may not equal the sum of state, federal and local revenue. Typically this is a result of low assessed valuation and/or the large amount of federal property and federal impact aid in some districts.

~ 2022 Sub for House Bill 2567 removed Federal Impact Aid from the State Foundation Aid formula. Therefore, Federal Revenue is not applicable for these funds starting 2022-23.

Note: The scale for each chart will vary based on individual district's data.

Financial Accountability Report

USD #: D0270

USD Name: Plainville

County Name: Rooks

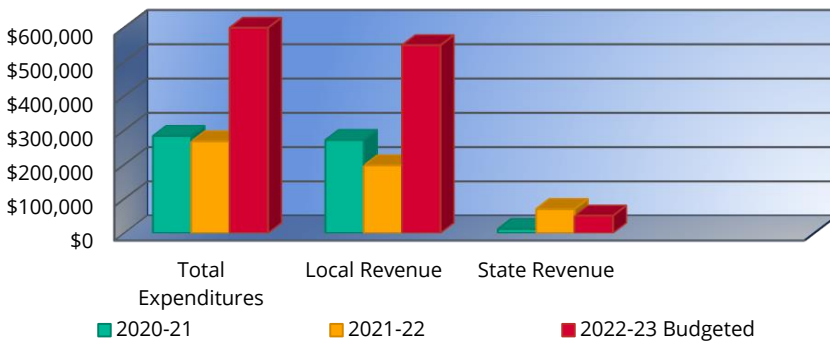
School Year: 2023



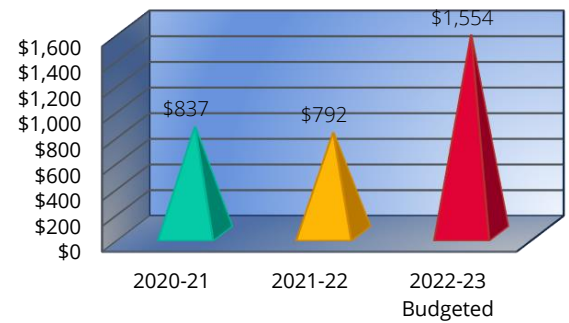
Capital Outlay (16)

	2020-21	2021-22	2022-23 Budgeted
*Total Expenditures	\$283,240	\$267,809	\$599,000
Total Expenditures per Pupil	\$837	\$792	\$1,554
Local Revenue	\$271,477	\$197,642	\$548,159
State Revenue	\$11,763	\$70,167	\$50,841
Federal Revenue	\$0	\$0	\$0

Total Expenditures



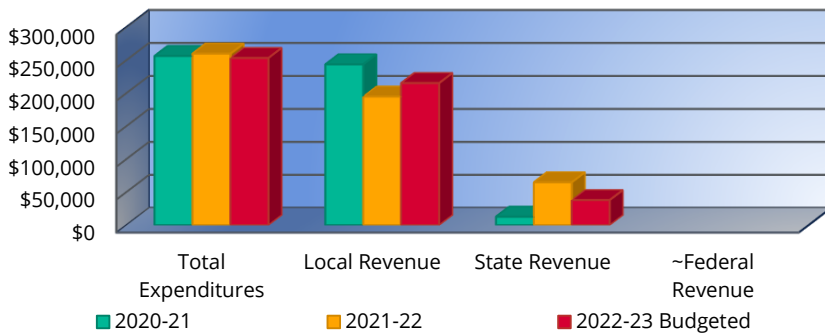
Total Expenditures per Pupil



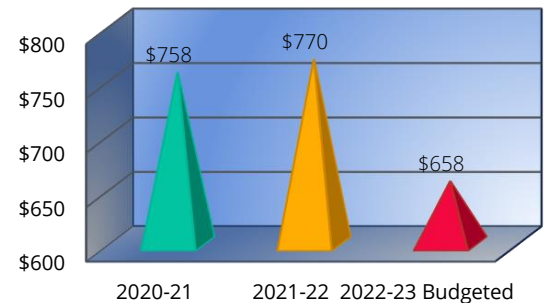
Bond & Interest (62 & 63)

	2020-21	2021-22	2022-23 Budgeted
*Total Expenditures	\$256,550	\$260,100	\$253,500
Total Expenditures per Pupil	\$758	\$770	\$658
Local Revenue	\$243,722	\$195,075	\$215,475
State Revenue	\$12,828	\$65,025	\$38,025
~Federal Revenue	N/A	N/A	N/A

Total Expenditures



Total Expenditures per Pupil



* Total Expenditures may not equal the sum of state, federal and local revenue. Typically this is a result of low assessed valuation and/or the large amount of federal property and federal impact aid in some districts.

~ Federal Revenue is not applicable to Bond & Interest funds.


Financial Accountability Report

USD #: D0270

USD Name: Plainville

County Name: Rooks

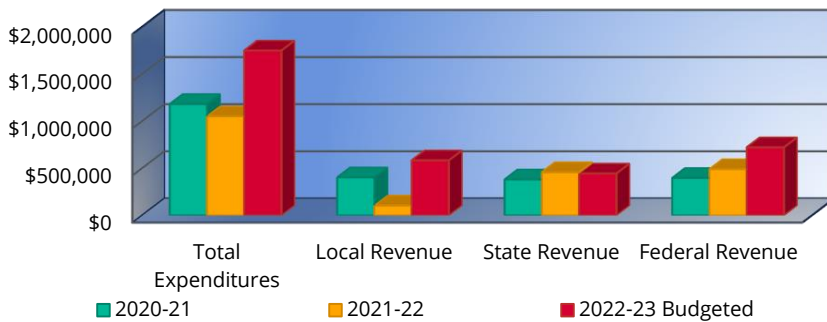
School Year: 2023



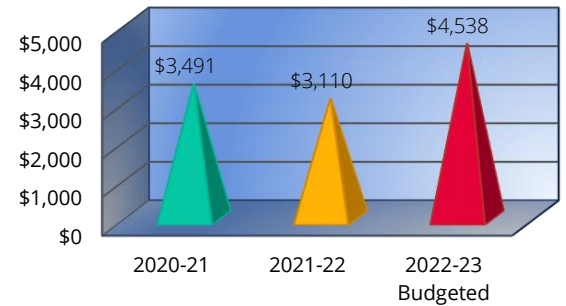
All Other Funds

	2020-21	2021-22	2022-23 Budgeted
*Total Expenditures	\$1,181,252	\$1,051,231	\$1,749,441
Total Expenditures per Pupil	\$3,491	\$3,110	\$4,538
Local Revenue	\$403,091	\$104,018	\$583,632
State Revenue	\$380,878	\$457,402	\$444,123
Federal Revenue	\$397,283	\$489,811	\$721,686

Total Expenditures



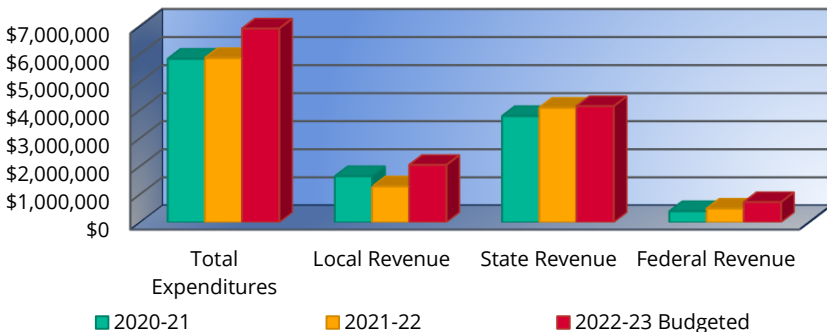
Total Expenditures per Pupil



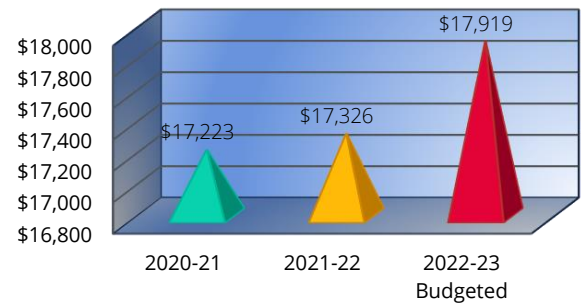
Total of All Funds

	2020-21	2021-22	2022-23 Budgeted
*Total Expenditures	\$5,828,365	\$5,856,146	\$6,907,791
Total Expenditures per Pupil	\$17,223	\$17,326	\$17,919
Local Revenue	\$1,644,243	\$1,281,795	\$2,046,522
State Revenue	\$3,786,839	\$4,084,540	\$4,139,583
Federal Revenue	\$397,283	\$489,811	\$721,686

Total Expenditures




Total Expenditures per Pupil



* Total Expenditures may not equal the sum of state, federal and local revenue. Typically this is a result of low assessed valuation and/or the large amount of federal property and federal impact aid in some districts.

Financial Accountability Report

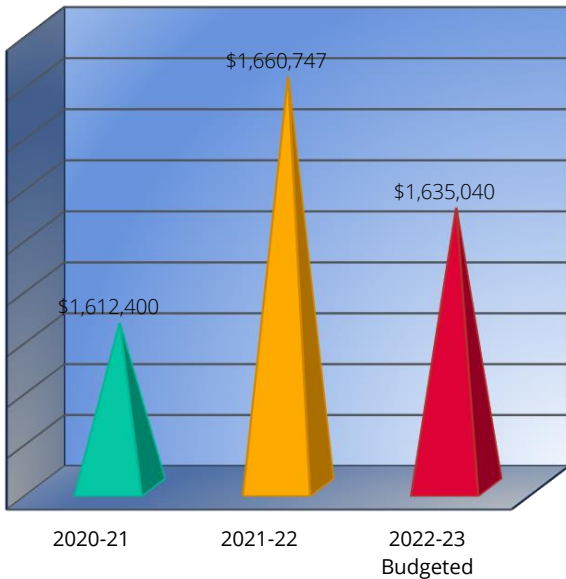
USD #: D0270
 USD Name: Plainville
 County Name: Rooks
 School Year: 2023



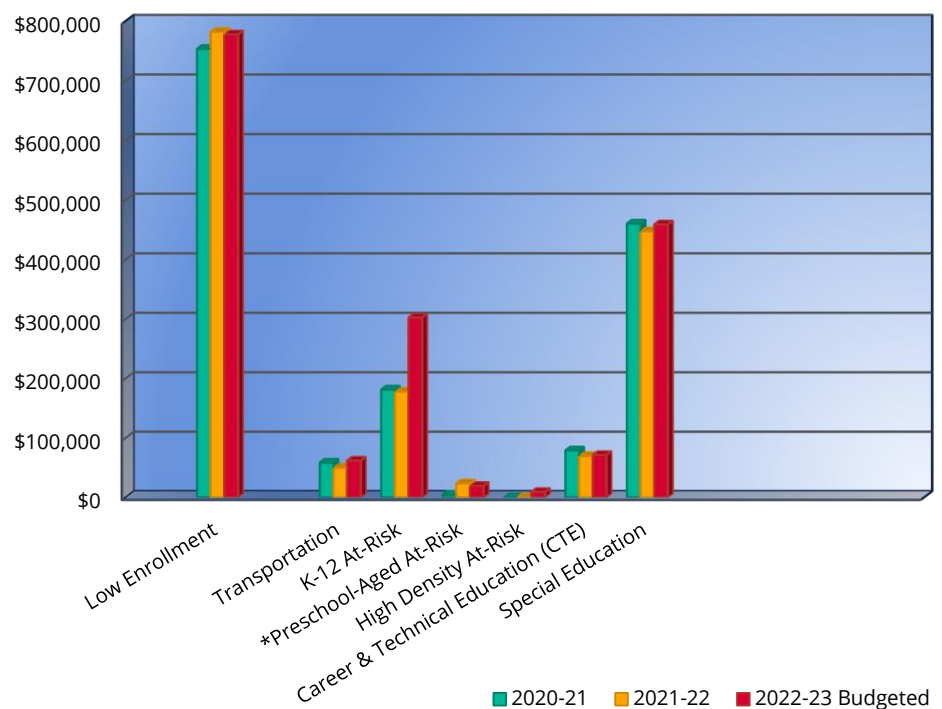
State Aid

	2020-21	2021-22	2022-23 Budgeted
Base State Aid	\$1,612,400	\$1,660,747	\$1,635,040
High Enrollment State Aid	\$0	\$0	\$0
Low Enrollment State Aid	\$753,428	\$782,137	\$777,783
~School Facilities State Aid	\$0	N/A	N/A
Transportation State Aid	\$58,483	\$49,884	\$62,029
K-12 At-Risk State Aid	\$181,389	\$177,887	\$302,390
*Preschool-Aged At-Risk State Aid	\$4,569	\$23,530	\$19,384
High Density At-Risk State Aid	\$0	\$0	\$9,207
Career & Technical Education (CTE) State Aid	\$79,044	\$69,649	\$71,236
Special Education State Aid	\$460,381	\$447,398	\$458,871
Bilingual State Aid	\$0	\$0	\$0
Ancillary State Aid	\$0	\$0	\$0
Cost of Living State Aid	\$0	\$0	\$0
Virtual State Aid	\$0	\$0	\$0

BASE State Aid



All Other State Aid




* Beginning in 2021-22, funding was provided for Preschool-Aged At-Risk (3-years old) along with Preschool-Aged At-Risk (4-years old). Therefore, for 2020-21 and prior, State Aid was only for Preschool-Aged At-Risk (4-years old).

~ School Facilities Weighting (K.S.A. 72-6415b) was repealed as of 7-1-2015. Therefore, the last year State Aid was paid was 2020-2021.

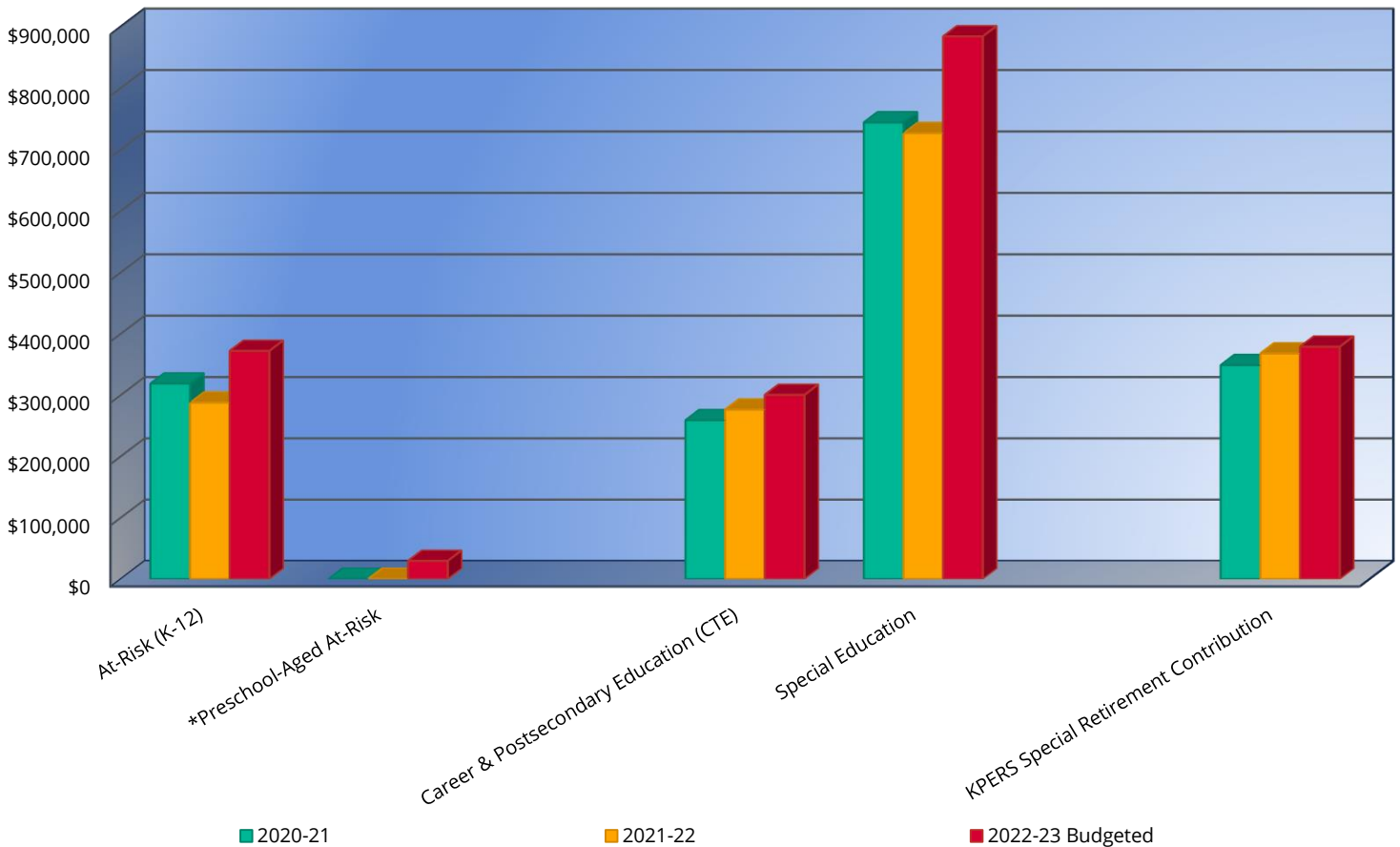
Financial Accountability Report

USD #: D0270
 USD Name: Plainville
 County Name: Rooks
 School Year: 2023



Total Expenditures of Selected Funds


	2020-21	2021-22	2022-23 Budgeted
At-Risk (K-12) - 13	\$318,587	\$287,817	\$372,000
*Preschool-Aged At-Risk - 11	\$0	\$116	\$29,500
Bilingual Education - 14	\$0	\$0	\$0
Career & Postsecondary Education (CTE) - 34	\$258,884	\$276,263	\$300,200
Special Education - 30	\$744,022	\$726,724	\$884,100
Virtual Education - 15	\$0	\$0	\$0
KPERS Special Retirement Contribution - 51	\$348,795	\$367,790	\$378,824



* Beginning in 2021-22, funding was provided for Preschool-Aged At-Risk (3-years old) along with Preschool-Aged At-Risk (4-years old). Therefore, for 2020-21 and prior, expenditures are only for Preschool-Aged At-Risk (4-years old).

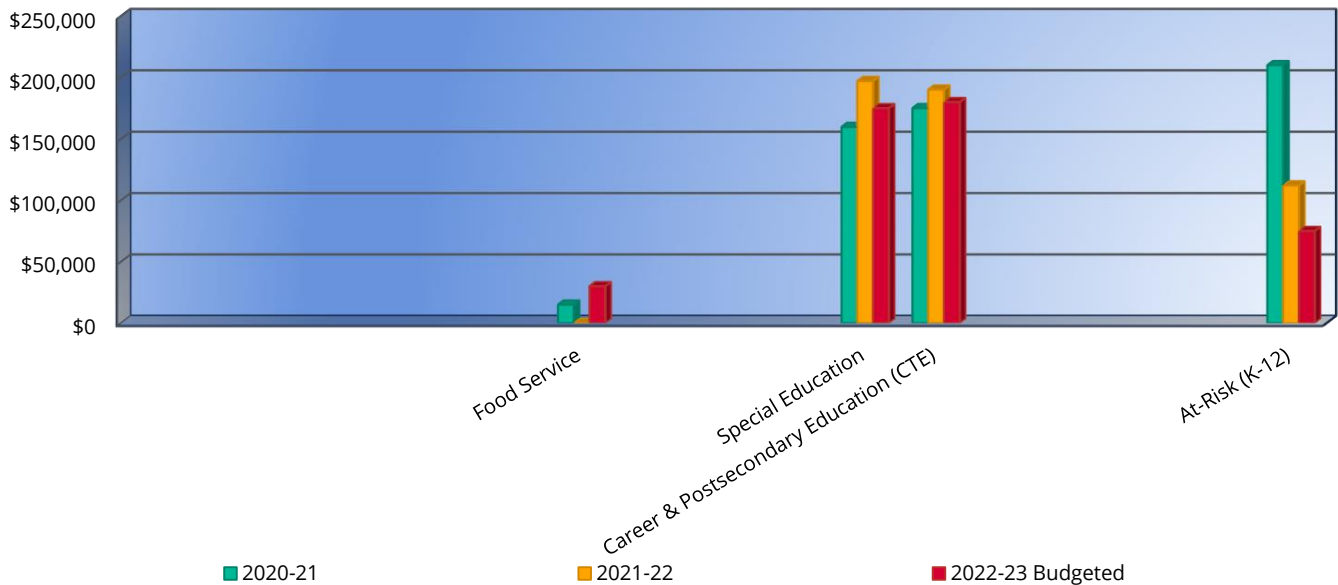
Financial Accountability Report

USD #: D0270
 USD Name: Plainville
 County Name: Rooks
 School Year: 2023



Supplemental General (08) Transfers


	2020-21	2021-22	2022-23 Budgeted
Adult Education - 10	\$0	\$0	\$0
Adult Supplemental Education - 12	\$0	\$0	\$0
Bilingual Education - 14	\$0	\$0	\$0
Virtual Education - 15	\$0	\$0	\$0
Driver Training - 18	\$0	\$0	\$0
Extraordinary School Program - 22	\$0	\$0	\$0
Food Service - 24	\$15,000	\$0	\$30,000
Professional Development - 26	\$0	\$0	\$0
Parent Education Program - 28	\$0	\$0	\$0
Summer School - 29	\$0	\$0	\$0
Special Education - 30	\$159,749	\$197,119	\$175,000
Career & Postsecondary Education (CTE) - 34	\$175,000	\$190,090	\$180,000
Special Reserve Fund - 47	\$0	\$0	\$0
Special Liability Expense Fund - 42	\$0	\$0	\$0
Textbook & Student Material Revolving - 55	\$0	\$0	\$0
*Preschool-Aged At-Risk - 11	\$0	\$0	\$0
At-Risk (K-12) - 13	\$210,000	\$112,113	\$75,000



* Beginning in 2021-22, funding was provided for Preschool-Aged At-Risk (3-years old) along with Preschool-Aged At-Risk (4-years old).

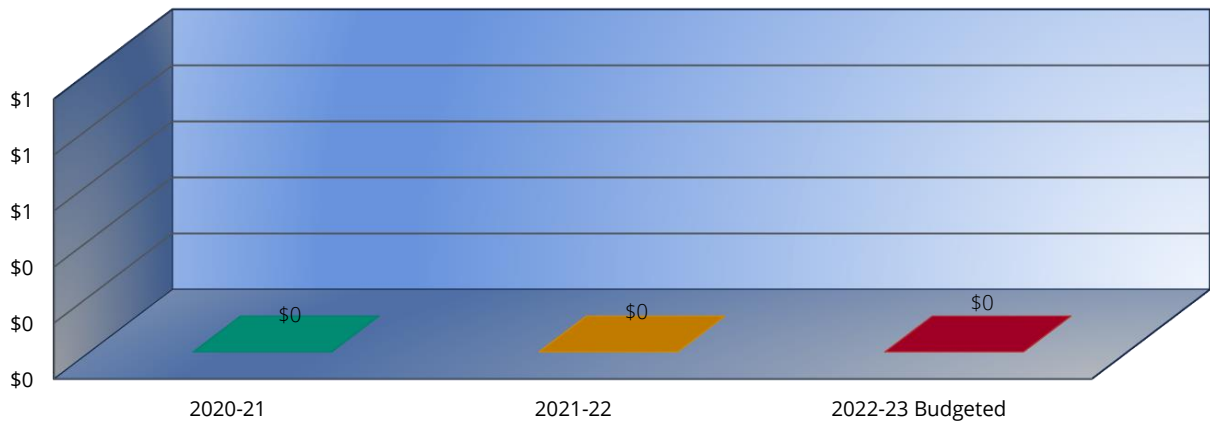
Financial Accountability Report

USD #: D0270
 USD Name: Plainville
 County Name: Rooks
 School Year: 2023



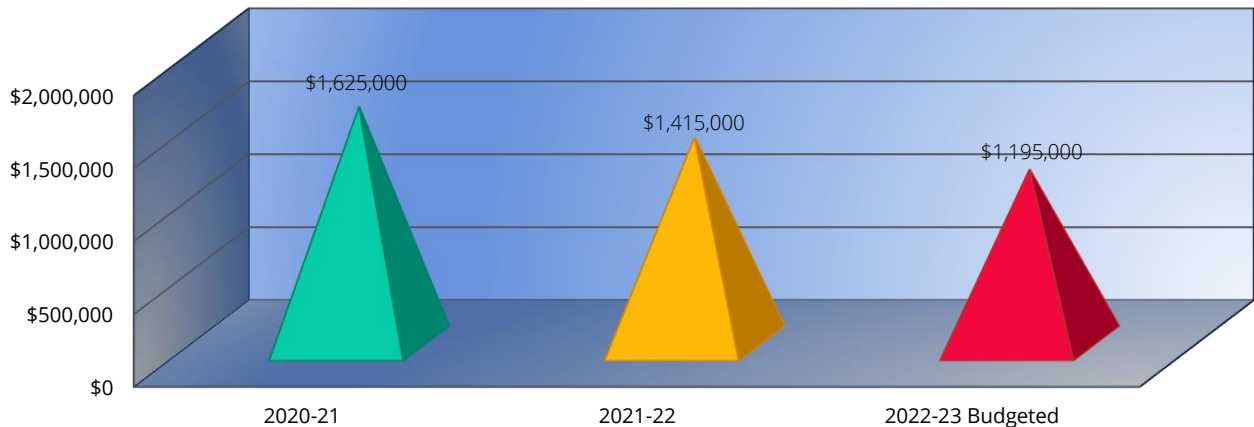
Article 6, Section 6 Constitutional Challenge

	2020-21	2021-22	2022-23 Budgeted
Total Expenditures	\$0	\$0	\$0
Aggregate Expenditures from 7/1/2010 to 6/30/2022		\$16,320	



General Obligation Bonded Indebtedness


	2020-21	2021-22	2022-23 Budgeted
Outstanding Principal (July 1)	\$1,625,000	\$1,415,000	\$1,195,000



Note: The scale for each chart will vary based on individual district's data.

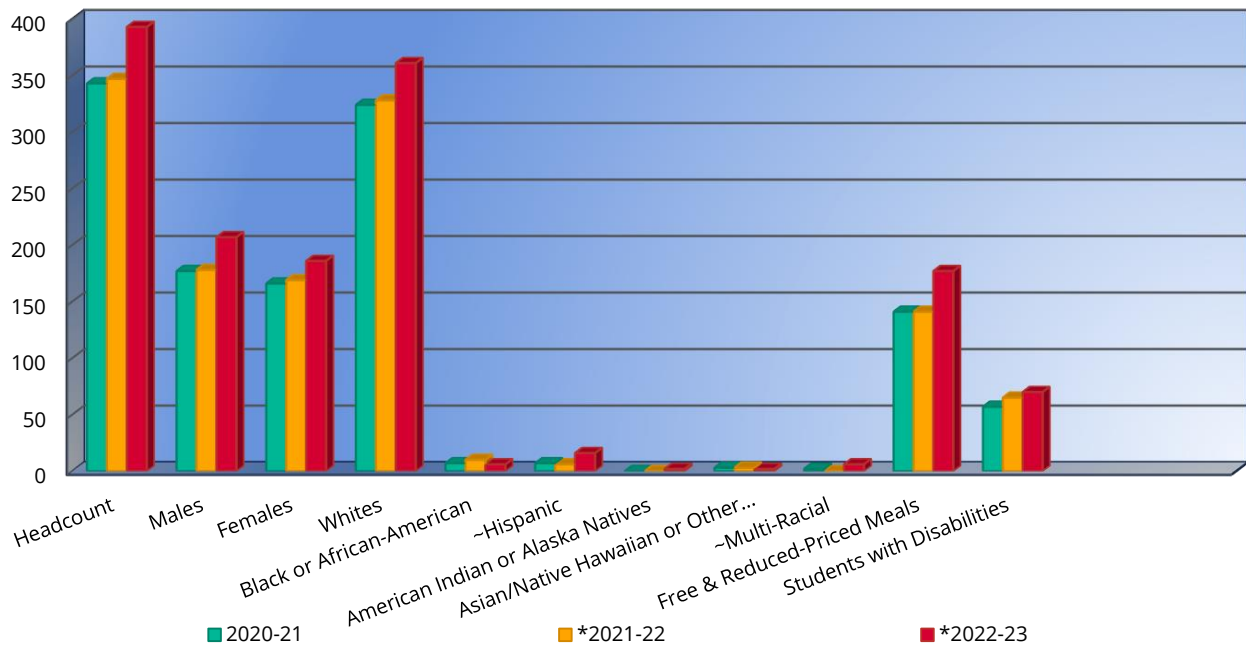
Financial Accountability Report

USD #: D0270
 USD Name: Plainville
 County Name: Rooks
 School Year: 2023



Demographic Headcount¹

	2020-21	*2021-22	*2022-23
Headcount	343	347	393
Males	177	178	207
Females	166	169	186
Whites	324	328	361
Black or African-American	7	10	6
~Hispanic	7	6	16
American Indian or Alaska Natives	0	0	2
Asian/Native Hawaiian or Other Pacific Islander	3	3	2
~Multi-Racial	2	0	6
Free & Reduced-Priced Meals	141	141	177
Students with Disabilities	57	65	70
English Language Learners	0	0	0
² Migrant	0	0	N/A



¹ Demographic Data is unaudited.

² Districts are in the process of submitting Migrant data for the budgeted year.

~ Students that identify as Hispanic and multi-racial are reported only as Hispanic based on federal reporting guidelines.

* Beginning in 2021-22, funding was provided for Preschool-Aged At-Risk (3-years old) along with Preschool-Aged At-Risk (4-years old). Therefore, Preschool-Aged At-Risk (3-years old) are also included in headcounts starting in 2021-22.